



MOUNTAIN VISTA METROPOLITAN DISTRICT

Board Meeting

8905 Explorer Dr - Suite 250

Colorado Springs, CO 80920

Thursday, August 5, 2021 – 10:00 a.m.

Board Members

Brian Bahr, President - Term to May 2022

Richard Vorwaller - Term to May 2023

Jordan Savage- Term to May 2023

Craig Anderson- Term to May 2023

John Eliot- Term to May 2022

**** Please join the meeting from your computer, tablet or smartphone****

<https://global.gotomeeting.com/join/632475109>

United States: [+1 \(872\) 240-3412](tel:+18722403412)

Access Code: 632-475-109

AGENDA

1. Call to order
2. Declaration of Quorum/Director Qualifications/ Disclosure Matters
3. Approval of Agenda
4. Regular Business Items (These items are routine and may be approved by one motion. There will be no separate discussion of these items unless requested, in which event, the item will be heard immediately)
 - a. Approval of Board Meeting Minutes from the June 23, 2021 Meeting (attached)
 - b. Approval of Payables for the Period ending August 5, 2021 (attached)
 - c. Acceptance of Unaudited Financial Statements as of July 31, 2021 and the schedule of cash position updated as of July 31, 2021 (attached)
5. Legal Matters
6. District Management Matters
 - a. Detention Pond Safety Improvements
 - b. New district manager
7. Public Comment and Public Sign-In Attendance Sheet
(Limited to 3 minutes and only for items not on the agenda)
8. Other Business:

Next Regular Meeting Date – September 2, 2021
8. Adjourn



**MINUTES OF A REGULAR MEETING
OF THE BOARD OF DIRECTORS OF THE
MOUNTAIN VISTA METROPOLITAN DISTRICT
HELD JUNE 23, 2021 AT 8:30 A.M.**

Pursuant to posted notice, the regular meeting of the Board of Directors of the Mountain Vista Metropolitan District was held on Wednesday, June 23, 2021 at 8:30 AM, via electronic means and telephone conference call.

Attendance

In attendance were Directors:

Brian Bahr
Jordan Savage
Craig Anderson (by phone)
John Eliot (by phone)
Richard Vorwaller, Excused

Also in attendance were:

Riley Walker, WSDM
Kevin Walker, WSDM
Pete Susemihl, Susemihl, McDermott & Downie, P.C.

1. Call to Order & Introductions: The meeting was called to order at 8:30 a.m. by President Bahr.

2. Approval of Agenda: Director Anderson moved to approve the Agenda; seconded by Director Savage. Motion passed unanimously.

3. Legal Matters – Pete Susemihl

a. Exclusion of property by AE Barnes, LLC of 17.550 acres located east of the intersection of Shale Dr. and future Barnes Rd.: Director Savage moved to approve the exclusion of property by AE Barnes, LLC of 17.550 acres located east of the intersection of Shale Dr. and future Barnes Rd.; seconded by Director Anderson. Motion passed unanimously.

4. Public Comment: There was no public comment.

5. Other Business:

Next Regular Meeting Date – July 8, 2021

6. Adjournment: Director Savage moved to adjourn; seconded by Director Anderson. Motion passed unanimously at 9:03 am.

Respectfully Submitted,
Walker Schooler District Managers

By: Kristina Kulick for the Recording Secretary

12:48 PM

07/29/21

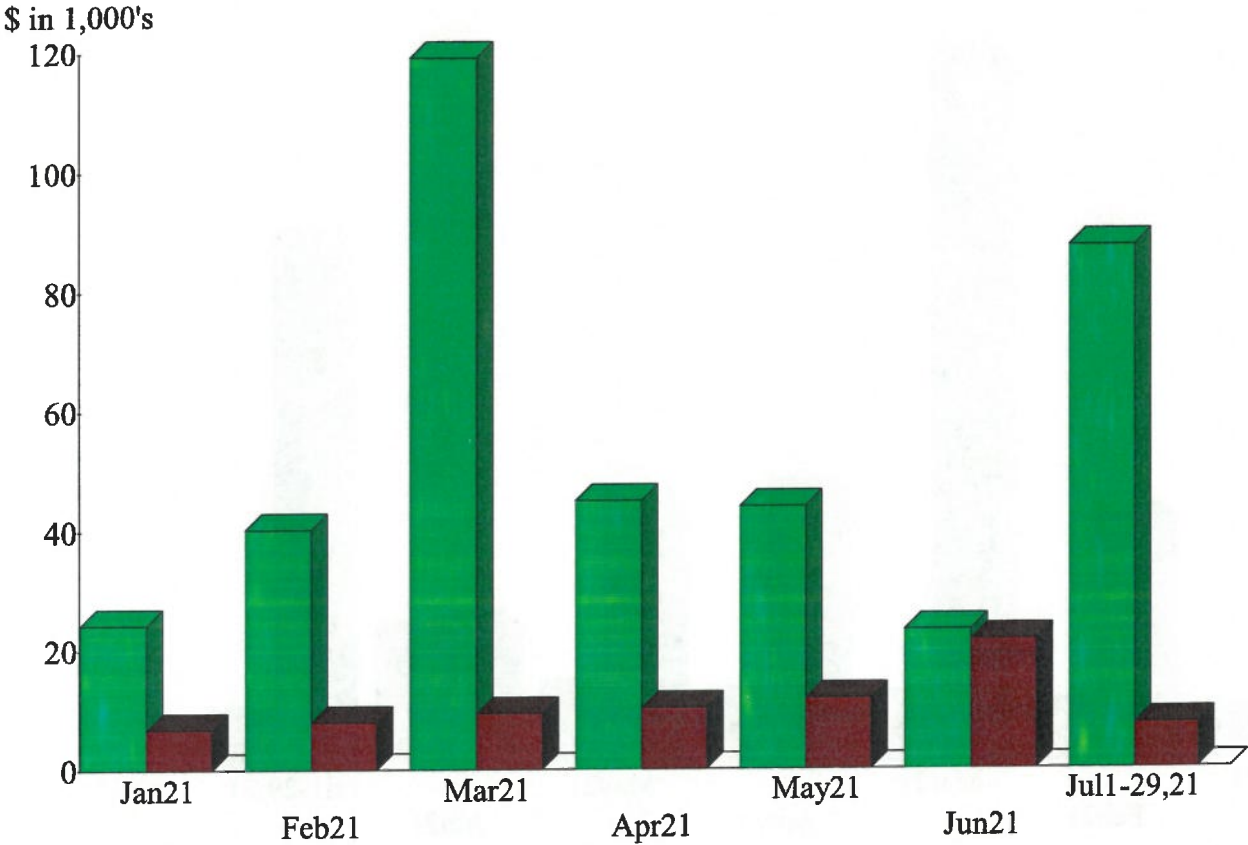
Accrual Basis

Mountain Vista Metropolitan District
Balance Sheet
As of July 29, 2021

	<u>Jul 29, 21</u>
ASSETS	
Current Assets	
Checking/Savings	
3079 - Kirkpatrick Checking	995,220.26
Total Checking/Savings	995,220.26
Accounts Receivable	
Accounts Receivable	-1,869.52
Total Accounts Receivable	-1,869.52
Other Current Assets	
12000 - Undeposited Funds	909.14
Total Other Current Assets	909.14
Total Current Assets	994,259.88
TOTAL ASSETS	<u><u>994,259.88</u></u>
LIABILITIES & EQUITY	
Equity	
30000 - Opening Balance Equity	132,142.06
32000 - Retained Earnings	553,795.45
Net Income	308,322.37
Total Equity	994,259.88
TOTAL LIABILITIES & EQUITY	<u><u>994,259.88</u></u>


Income and Expense by Month
January 1 through July 29, 2021

Income
Expense



Income Summary
January 1 through July 29, 2021

Treasurer Taxes	55.35%
Building Permit Fees	38.06
1-2010 · Trash Service	6.52
1-2000 · Late Fee	0.06
Total	\$383,580.68



By Account

Mountain Vista Metropolitan District
Balance Sheet
As of July 29, 2021

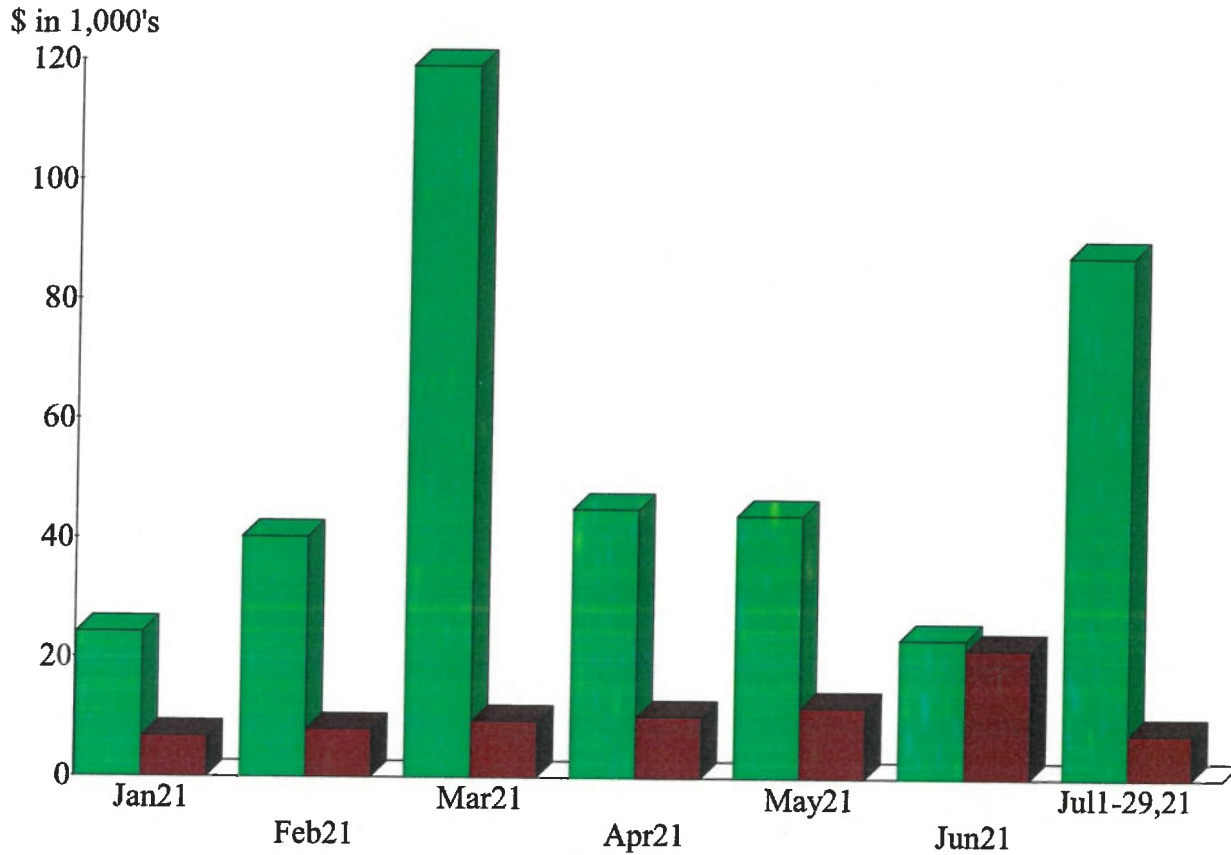
	Jul 29, 21
ASSETS	
Current Assets	
Checking/Savings	
3079 - Kirkpatrick Checking	995,220.26
Total Checking/Savings	995,220.26
Accounts Receivable	
Accounts Receivable	-1,869.52
Total Accounts Receivable	-1,869.52
Other Current Assets	
12000 - Undeposited Funds	909.14
Total Other Current Assets	909.14
Total Current Assets	994,259.88
TOTAL ASSETS	994,259.88
LIABILITIES & EQUITY	
Equity	
30000 - Opening Balance Equity	132,142.06
32000 - Retained Earnings	553,795.45
Net Income	308,322.37
Total Equity	994,259.88
TOTAL LIABILITIES & EQUITY	994,259.88

Mountain Vista Metropolitan District
Profit & Loss Budget vs. Actual
January 1 through July 29, 2021

	TOTAL				
	Jul 1 - 29, 21	Jan 1 - Jul 29, 21	Budget	\$ Over Budget	% of Budget
Income					
Building Permit Fees					
1-0010 · Single Family - Fee	8,000.00	146,000.00	0.00	146,000.00	100.0%
Building Permit Fees - Other	0.00	0.00	300,000.00	-300,000.00	0.0%
Total Building Permit Fees	8,000.00	146,000.00	300,000.00	-154,000.00	48.67%
Treasurer Taxes					
1-1000 · Current Year Tax- O&M	18,789.77	50,158.32	50,566.47	-408.15	99.19%
1-1015 · Delinquent Interest O&M	6.05	12.29	0.00	12.29	100.0%
1-1020 · Specific Ownership Tax - O&M	467.93	2,911.66	3,539.65	-627.99	82.26%
2-1000 · Current Year Tax- Debt	56,369.32	150,474.99	151,699.42	-1,224.43	99.19%
2-1015 · Delinquent Interest - Debt	18.14	36.84	0.00	36.84	100.0%
2-1020 · Specific Ownership tax - Debt	1,403.78	8,734.99	10,618.96	-1,883.97	82.26%
Total Treasurer Taxes	77,054.99	212,329.09	216,424.50	-4,095.41	98.11%
1-2000 · Late Fee	0.00	230.00	0.00	230.00	100.0%
1-2010 · Trash Service	2,488.90	25,021.59	25,000.00	21.59	100.09%
Total Income	87,543.89	383,580.68	541,424.50	-157,843.82	70.85%
Expense					
Treasurer Fee					
1-1100 · Treasurer Collection Fee - O&M	281.94	752.57	758.50	-5.93	99.22%
2-1100 · Treasurer Collection Fee - Debt	845.81	2,257.69	2,275.49	-17.80	99.22%
Total Treasurer Fee	1,127.75	3,010.26	3,033.99	-23.73	99.22%
1-1200 · Professional Services					
1-1210 · Audit/ Accounting	0.00	1,200.00	9,000.00	-7,800.00	13.33%
1-1220 · District Managment	0.00	16,945.00	36,000.00	-19,055.00	47.07%
1-1230 · Trash Service	0.00	10,419.36	12,000.00	-1,580.64	86.83%
1-1250 · Legal	0.00	15.00	10,000.00	-9,985.00	0.15%
Total 1-1200 · Professional Services	0.00	28,579.36	67,000.00	-38,420.64	42.66%
1-1270 · Bond Costs					
1-1271 · Cost of Issuance	0.00	4,500.00	0.00	4,500.00	100.0%
Total 1-1270 · Bond Costs	0.00	4,500.00	0.00	4,500.00	100.0%
1-1300 · Bank Fees	0.00	0.00	500.00	-500.00	0.0%
1-1310 · Copies & Postage	0.00	751.59	500.00	251.59	150.32%
1-1400 · Dues & Subscriptions	0.00	825.00	650.00	175.00	126.92%
1-1450 · Insurance	0.00	-445.00	5,000.00	-5,445.00	-8.9%
1-1600 · Landscape Maintenance & Repairs					
1-1610 · Utilities	6,249.86	12,059.35	75,000.00	-62,940.65	16.08%
1-1600 · Landscape Maintenance & Repairs - Other	0.00	19,151.00	25,000.00	-5,849.00	76.6%
Total 1-1600 · Landscape Maintenance & Repairs	6,249.86	31,210.35	100,000.00	-68,789.65	31.21%
1-1620 · Stormwater Fee	0.00	846.00	1,250.00	-404.00	67.68%
1-1630 · Miscellaneous	85.50	5,980.75	50,000.00	-44,019.25	11.96%
Total Expense	7,463.11	75,258.31	227,933.99	-152,675.68	33.02%
Net Income	80,080.78	308,322.37	313,490.51	-5,168.14	98.35%


Income and Expense by Month January 1 through July 29, 2021

Income
Expense



Income Summary January 1 through July 29, 2021

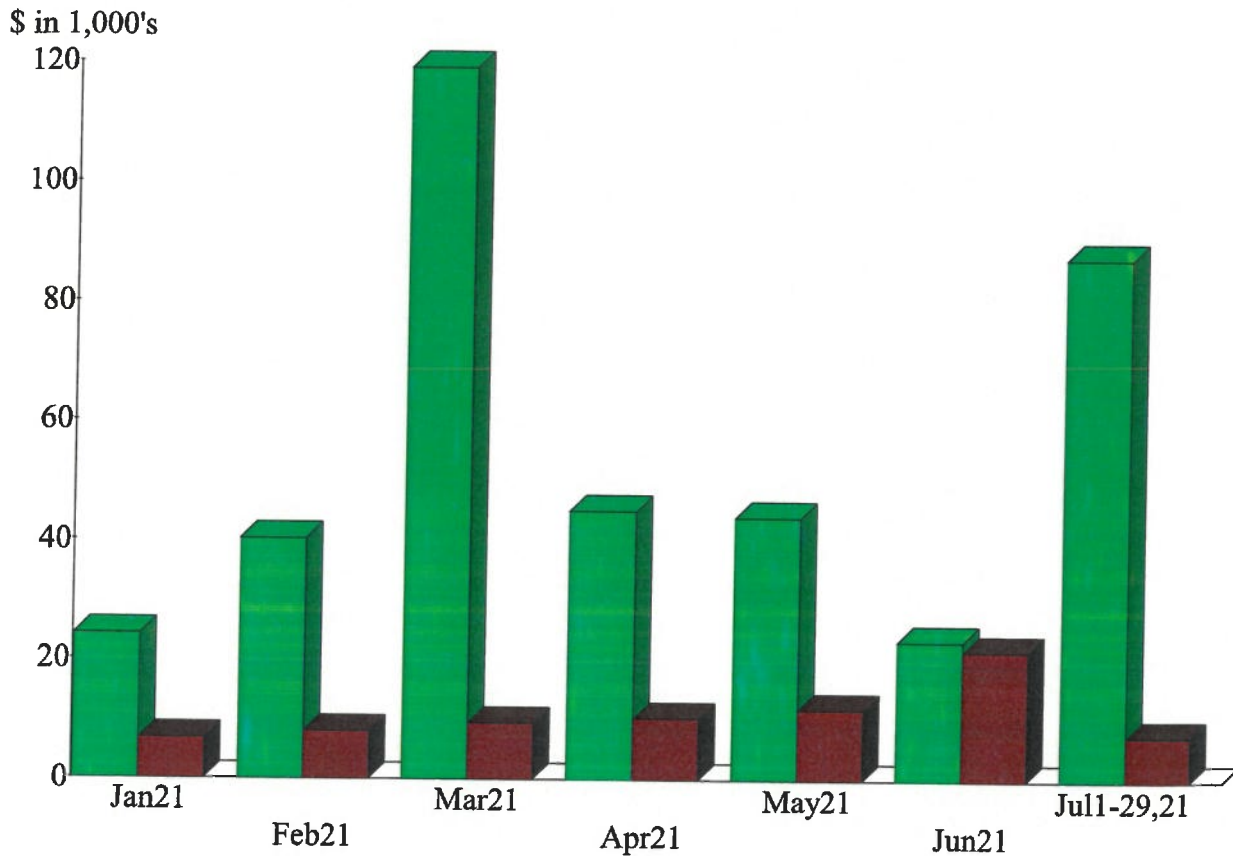
Treasurer Taxes	55.35%
Building Permit Fees	38.06
1-2010 · Trash Service	6.52
1-2000 · Late Fee	0.06
Total	\$383,580.68



By Account


Income and Expense by Month January 1 through July 29, 2021

Income
Expense



Expense Summary January 1 through July 29, 2021

1-1600 · Landscape Maintenance & Repai	41.23%
1-1200 · Professional Services	37.75
1-1630 · Miscellaneous	7.90
1-1270 · Bond Costs	5.94
Treasurer Fee	3.98
1-1620 · Stormwater Fee	1.12
1-1400 · Dues & Subscriptions	1.09
1-1310 · Copies & Postage	0.99
1-1450 · Insurance	\$-445.00
Sub-Total	\$75,258.31



By Account